

MODEL CK7100 Conversion Kit

USE CK7100 CONVERSION KIT TO CONVERT 7100 A-FRAME LADDER TO 6100 INPOOL LADDER


ASSEMBLY AND INSTRUCTION MANUAL

Parts List

- 2 - Handrail Returns
- 2 - Adjustable Tubes
- 2 - Handrail Connectors
- 2 - Mounting Blocks

Hardware Pack

- 14 - #10 x 1-1/4" screw




7100 B A-Frame

French version to come.



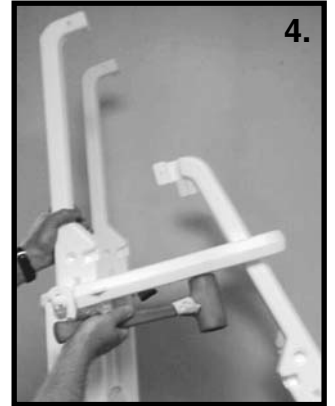
Remove the (2) two screws from handrails and save.

French version to come.



Tap upward on ladder deck/platform.

French version to come.




Continue tapping until inpool ladder section separates from deck.

French version to come.



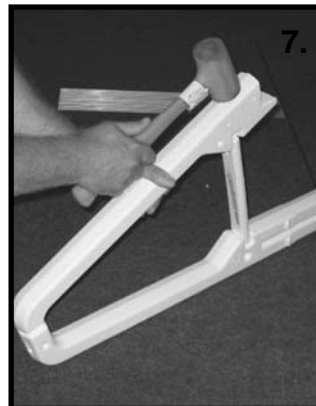
Use only Inpool section of ladder.

French version to come.




Lay ladder down and tap in the handrail connector.

French version to come.




Slide handrail returns together and tap down to secure to the handrail connector.

French version to come.




Re-install the (2) two handrail screws.

French version to come.



Slide the mounting block over the adjustable tube until seated on the tabs.

French version to come.



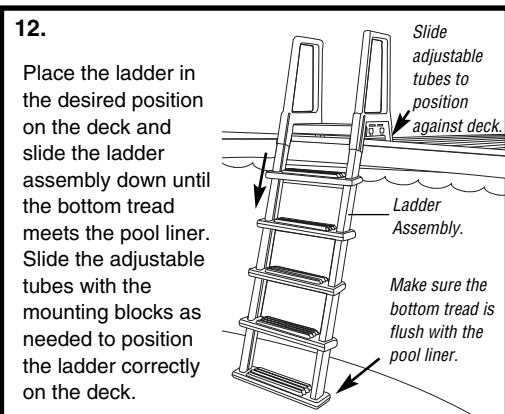
Slide adjustable tubes into ladder rails.

French version to come.

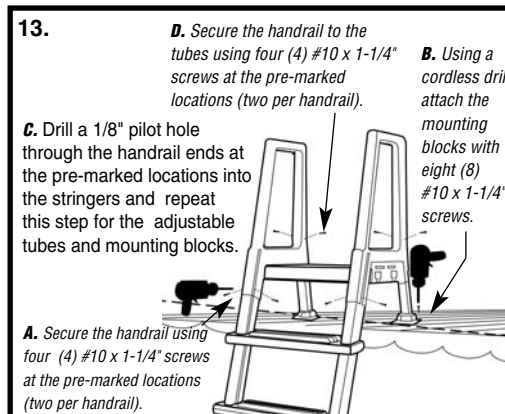


Complete 6100B inpool conversion.

French version to come.



12.
Place the ladder in the desired position on the deck and slide the ladder assembly down until the bottom tread meets the pool liner. Slide the adjustable tubes with the mounting blocks as needed to position the ladder correctly on the deck.



13.
A. Secure the handrail using four (4) #10 x 1-1/4" screws at the pre-marked locations (two per handrail).
B. Using a cordless drill attach the mounting blocks with eight (8) #10 x 1-1/4" screws.
C. Drill a 1/8" pilot hole through the handrail ends at the pre-marked locations into the stringers and repeat this step for the adjustable tubes and mounting blocks.
D. Secure the handrail to the tubes using four (4) #10 x 1-1/4" screws at the pre-marked locations (two per handrail).



MADE IN THE U.S.A. by:
CONFER
plastics inc.

97 Witmer Road
North Tonawanda, NY 14120-2421
Toll Free U.S. 866-396-2968
Tel: 716-283-1826 / FAX: 716-283-3249
www.conferladders.com